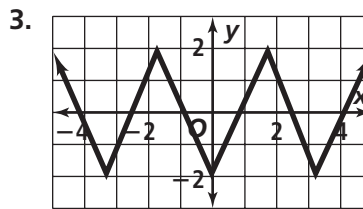
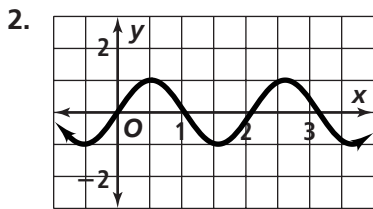
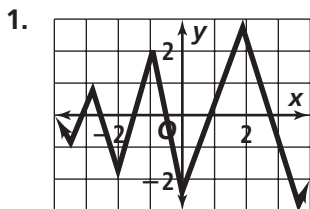


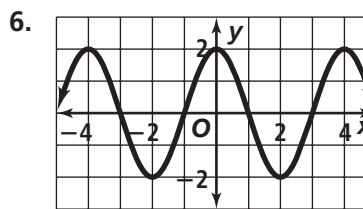
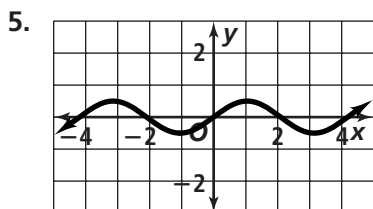
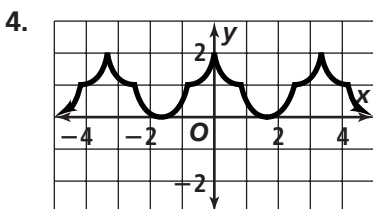
Practice 13-1

Exploring Periodic Data

Determine whether each function *is* or *is not* periodic. If it is, find the period.



For each function, identify one cycle in two different ways. Then determine the period of the function.



Find the period and amplitude of each periodic function.

